



azuma

the zen and the art of concrete

Azuma è la materializzazione di una nuova filosofia di design che si ispira al modo del tutto particolare di concepire i luoghi dell'abitare, e la stessa idea di spazialità, in Giappone.

A partire dalla suggestione materica, Imola rimanda all'uso che alcune correnti architettoniche del paese hanno fatto del cemento per proporre soluzioni radicalmente innovative e al tempo stesso pienamente calate in una tradizione millenaria.

Tutto ciò si incarna in un prodotto ceramico che rappresenta la sintesi armonica tra rigore industriale e cura del dettaglio artigianale, corporeità e leggerezza, ricerca della funzionalità e aspirazione estetica. Essenzialità e Bellezza.

5 colori, svariati formati e superfici e una gamma di decori ricavati da alcuni archetipi visivi dell'architettura giapponese.

Azuma mette al centro il rapporto tra uomo e spazio circostante e trova in una elegante spiritualità progettuale la chiave per soddisfarlo pienamente.

Azuma is the embodiment of a new design philosophy inspired by Japan and its unique concept of space and residential design.

Based on the complex material character of concrete, Imola offers solutions that are radically innovative while also being steeped in traditions stretching back thousands of years.

All this is expressed in a ceramic product that represents a harmonious synthesis of industrial precision and craftsman-like care, solidity and lightness, carefully researched functionality and aesthetic inspiration.

Gracefully minimalist 5 colours, various formats and surfaces, and a range of decorations taken from archetypal Japanese architecture.

Thanks to its vision of elegant compositional spirituality as the key to true satisfaction, Azuma puts our relationship with the space around us at the centre of everything.



A ROOM IS A WORLD



AZMA 12CG RM
AZMA6 DK260DG



AZMA 120AG RM
AZMA 12AG RM
AZMA6 260AG RM



AZMA 120AG RM
AZMA 12AG RM



AZMA6 260AG RM
AZMA 120AG RM



LISTEN TO ARCHITECTURE



AZMA 120DG RM
AZMA6 260DG RM
AZMA RB12DG RM



AZMA DK12G
AZMA 12G RM
AZMA 120N RM



AZMA 90G RM
AZMA 49G RM
AZMA L2X60
AZMA 49CG RM

WHAT YOU LIVE IS WHERE YOU LIVE



AZMA 120AG RM
AZMA 12AG RM
AZMA6 260AG RM



AZMA 90CG RM
AZMA 49CG RM
AZMA L2X60

AZUMA

COLOR BODY PORCELAIN TILE / GRES PORCELLANATO COLORATO IN MASSA

CONFORME / ACCORDING TO
UNI EN 14411 - G Bla

AZUMA



CG




AZMA6 DK260CG
120X260 - 48"X103"



120X260 - 48"X103"



120X120 - 48"X48"



60X120 - 24"X48"



AZMA6 260CG RM


AZMA6 120CG RM

AZMA6 12CG RM


AG




AZMA6 DK260AG
120X260 - 48"X103"



120X260 - 48"X103"



120X120 - 48"X48"



60X120 - 24"X48"




AZMA6 260AG RM


AZMA6 120AG RM

AZMA6 12AG RM

G




AZMA6 DK260G
 120X260 - 48"X103"  



120X260 - 48"X103"



120X120 - 48"X48"



60X120 - 24"X48"





AZMA6 260G RM


AZMA6 120G RM

AZMA6 12G RM


DG



AZMA6 DK260DG
 120X260 - 48"X103"  



120X260 - 48"X103"



120X120 - 48"X48"



60X120 - 24"X48"



AZMA6 260DG RM

AZMA6 120DG RM

AZMA6 12DG RM

AZUMA




AZUMA

COLOR BODY PORCELAIN TILE / GRES PORCELLANATO COLORATO IN MASSA

CONFORME / ACCORDING TO
UNI EN 14411 - G Bla



N




AZMA6 DK260N
120X260 - 48"X103"



120X260 - 48"X103"



120X120 - 48"X48"



60X120 - 24"X48"



AZMA6 260N RM

AZMA6 120N RM

AZMA6 12N RM



AZMA 120DG RM
AZMA6 260DG RM
AZMA RB12DG RM

COLOR BODY PORCELAIN TILE / GRES PORCELLANATO COLORATO IN MASSA

CONFORME / ACCORDING TO

UNI EN 14411 - G Bla




CG

AG



AZMA DK12CG
60X120 - 24"x48"

AZMA L2X60
2X60 - 0.8"x24"



120X120 - 48"x48"



60X120 - 24"x48"



60X60 - 24"x24"



30X60 - 12"x24"




AZMA 120CG RM

AZMA 12CG RM

AZMA 60CG RM

AZMA 36CG RM



90X90 - 36"x36"



45X90 - 18"x36"



30X30 - 12"x12"



45X45 - 18"x18"



AZMA 90CG RM

AZMA 49CG RM


MK.AZMA 30CG

AZMA 45CG



AZMA DK12AG
60X120 - 24"x48"

AZMA L2X60
2X60 - 0.8"x24"



120X120 - 48"x48"



60X120 - 24"x48"



60X60 - 24"x24"



30X60 - 12"x24"



AZMA 120AG RM

AZMA 12AG RM

AZMA 60AG RM

AZMA 36AG RM



90X90 - 36"x36"



45X90 - 18"x36"



30X30 - 12"x12"



45X45 - 18"x18"



AZMA 90AG RM

AZMA 49AG RM

MK.AZMA 30AG


AZMA 45AG

COLOR BODY PORCELAIN TILE / GRES PORCELLANATO COLORATO IN MASSA
 CONFORME / ACCORDING TO
 UNI EN 14411 - G Bla




G

DG



AZMA DK12G **AZMA L2X60**
 60X120 - 24"x48" 2X60 - 0.8"x24"



120X120 - 48"x48"



60X120 - 24"x48"



60X60 - 24"x24"



30X60 - 12"x24"



AZMA 120G RM

AZMA 12G RM

AZMA 60G RM

AZMA 36G RM



90X90 - 36"x36"



45X90 - 18"x36"



30X30 - 12"x12"



45X45 - 18"x18"



AZMA 90G RM


AZMA 49G RM

MK.AZMA 30G

AZMA 45G



AZMA DK12DG **AZMA L2X60**
 60X120 - 24"x48" 2X60 - 0.8"x24"



120X120 - 48"x48"



60X120 - 24"x48"



60X60 - 24"x24"



30X60 - 12"x24"



AZMA 120DG RM

AZMA 12DG RM

AZMA 60DG RM

AZMA 36DG RM



90X90 - 36"x36"



45X90 - 18"x36"



30X30 - 12"x12"



45X45 - 18"x18"



AZMA 90DG RM

AZMA 49DG RM

MK.AZMA 30DG

AZMA 45DG

COLOR BODY PORCELAIN TILE / GRES PORCELLANATO COLORATO IN MASSA
 CONFORME / ACCORDING TO
 UNI EN 14411 - G Bla



N



AZMA DK12N 60X120 - 24"X48"
 AZMA L2X60 2X60 - 0.8"X24"



120X120 - 48"X48"



60X120 - 24"X48"



60X60 - 24"X24"



30X60 - 12"X24"



AZMA 120N RM

AZMA 12N RM

AZMA 60N RM

AZMA 36N RM



90X90 - 36"X36"



45X90 - 18"X36"



MK.AZMA 30N



AZMA 45N



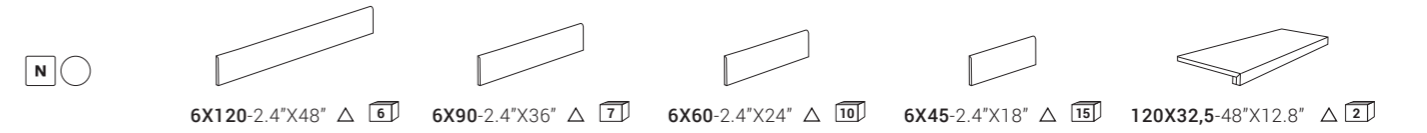
AZMA 90N RM

AZMA 49N RM

MK.AZMA 30N

AZMA 45N

PEZZI SPECIALI / SPECIAL PIECES



CG	AZMA BT120CG	AZMA BT90CG	AZMA BT60CG	AZMA BT45CG	AZMA G120CG
AG	AZMA BT120AG	AZMA BT90AG	AZMA BT60AG	AZMA BT45AG	AZMA G120AG
G	AZMA BT120G	AZMA BT90G	AZMA BT60G	AZMA BT45G	AZMA G120G
DG	AZMA BT120DG	AZMA BT90DG	AZMA BT60DG	AZMA BT45DG	AZMA G120DG
N	AZMA BT120N	AZMA BT90N	AZMA BT60N	AZMA BT45N	AZMA G120N

IMBALLI / PACKAGING

FORMATO NOMINALE NOMINAL SIZE	BORDO EDGE	SPESSORE THICKNESS	SCATOLA / BOX			PALLET		
			PZ/BOX PCS/BOX	MQ/BOX SM/BOX	KG/BOX KG/BOX	BOX/PALLET BOXES/PALLET	MQ/PALLET SM/PALLET	KG/PALLET KG/PALLET
120X260-48"X103"	RECTIFIED	6,5	1	3,12	49,02	20	62,40	1000,40
120X120-48"X48"	RECTIFIED	6,5	2	2,88	45,48	30	86,40	1384,40
60X120-24"X48"	RECTIFIED	6,5	4	2,88	44,86	16	46,08	737,76
120X120-48"X48"	RECTIFIED	10	1	1,44	33,42	36	51,84	1223,12
60X120-24"X48"	RECTIFIED	10	2	1,44	32,06	30	43,20	981,65
60X60-24"X24"	RECTIFIED	10	3	1,08	24,12	40	43,20	984,80
30X60-12"X24"	RECTIFIED	10	6	1,08	24,13	40	43,20	985,20
90X90-36"X36"	RECTIFIED	10	2	1,62	37,44	22	35,64	843,68
45X90-18"X36"	RECTIFIED	10	3	1,22	27,49	30	36,45	844,70
45X45-18"X18"	NATURAL	9	6	1,22	23,37	28	34,02	674,36
30X30-12"X12" MOSAIC	MOSAIC	10	6	0,54	11,83	48	25,92	588,03

CARATTERISTICHE TECNICHE SPECIFICHE / TECHNICAL FEATURES SPECIFICATIONS

AZMA	DIN 51130 (R)	DIN 51097 (A+B+C)	BCR REP. CEC 6/81		DM 14/6/89 N. 236		PENDULUM TEST BS (INGLESE)	PENDULUM TEST AS/NZS 4856:2004 (AUSTRALIANO)	PENDULUM TEST UNE ENV 12633:2003 (SPAGNOLO)	BOT 3000 (DCOF)
			G.A.	G.B.	C.A.	G.B.				
	R10	A	>0.4	>0.4	>0.4	>0.4	>36	>35	1	>0,42

Non poteva mancare per Imola, brand contemporaneo che soddisfa ogni esigenza di stile e di funzionalità, l'inserimento in gamma, per tutti i propri progetti best seller, di nuovi articoli per gli spazi esterni.

Una scelta in linea con le ultime esigenze dell'abitare e del gardening, ove al tradizionale gres porcellanato da esterno a spessore normale, la proposta si completa con l'alto spessore 20 mm e da nuovi pezzi speciali, diversificati, per specifici utilizzi.

La soluzione ideale per realizzare camminamenti, terrazze, patii e altre soluzioni progettuali nei pressi di giardini, cortili, piscine e altri contesti di outdoor design.

Sinonimo di alte performance tecniche, quali la durevolezza e le proprietà meccaniche, completamente privo di porosità e ingelivo, il 20 mm è un prodotto facilmente pulibile, solido, ecosostenibile, dallo stile dinamico e contemporaneo, disponibile in una gamma ampia e diversificata di soluzioni estetiche, di colori e di formati.

I VANTAGGI DEL 20 MM.

- _ Monolitico.
- _ Ecosostenibile.
- _ Igienico.
- _ Ignifugo.
- _ Ingelivo.
- _ Antiscivolo.
- _ Resistente all'usura.
- _ Resistente agli attacchi chimici.
- _ Resistente ai carichi di rottura.
- _ Resistente agli sbalzi termici.
- _ Resistente alle macchie.
- _ Inattaccabile da muffe e muschi.
- _ Facile da pulire.
- _ Facile da posare.
- _ Facile da rimuovere.

A must for Imola, the modern brand that meets with every style and practicality requirement just had to add new items for outside areas to its range, for all its best seller projects.

A choice made in line with the latest living and gardening demands, where the traditional porcelain stoneware for outside use with a normal thickness is completed with the thicker 20 mm proposal and new special, diversified pieces for specific purposes.

The ideal solution for walkways, terraces, patios and other projects around gardens, courtyards, swimming pools and other outdoor design solutions.

Synonymous with high tech. performance such as being long lasting and its mechanical features, completely porosity-free and frost-proof, the 20 mm product can be cleaned easily, is solid, eco-sustainable with a dynamic, modern style, available in a vast and varying range of aesthetic solutions, colours and shapes.

ADVANTAGES OF THE 20 MM.

- _ Monolithic.
- _ Eco-sustainable.
- _ Hygienic.
- _ Fireproof.
- _ Frost-proof.
- _ Skid-proof.
- _ Resistant to wear.
- _ Resistant to chemical corrosion.
- _ Resistant to tensile strength.
- _ Resistant to sudden changes in temperature.
- _ Stain resistant.
- _ Resistant to mould and moss.
- _ Easy to clean.
- _ Easy to lay.
- _ Easy to remove.

OUTDOOR

10 mm

THICKNESS

20 mm










1877 THE FLAT

AZMA 60CG AS RM
AZMA BP60CG AS
AZMA GP60CG AS

COLOR BODY PORCELAIN TILE / GRES PORCELLANATO COLORATO IN MASSA

CONFORME / ACCORDING TO
UNI EN 14411 - G Bla



	10mm	20mm	
	 60X120-24"x48"	 90X90-36"x36"	 60X60-24"x24"
CG	AZMA RB12CG RM	AZMA 90CG AS RM	AZMA 60CG AS RM
AG	AZMA RB12AG RM		
G	AZMA RB12G RM	AZMA 90G AS RM	AZMA 60G AS RM
DG	AZMA RB12DG RM	AZMA 90DG AS RM	AZMA 60DG AS RM
N	AZMA RB12G RM		

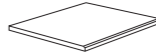
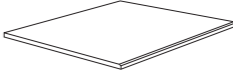
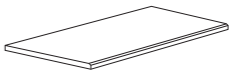
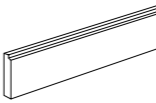
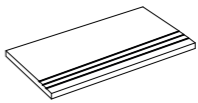
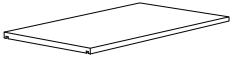
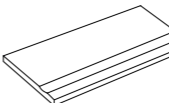
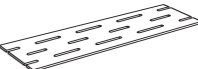
IMBALLI / PACKAGING

FORMATO NOMINALE NOMINAL SIZE	BORDO EDGE	SPESSORE THICKNESS	SCATOLA / BOX			PALLET		
			PZ/BOX PCS/BOX	MQ/BOX SM/BOX	KG/BOX KG/BOX	BOX/PALLET BOXES/PALLET	MQ/PALLET SM/PALLET	KG/PALLET KG/PALLET
60X120-24"x48"	RECTIFIED	10	2	1,44	32,06	30	43,20	981,65

CARATTERISTICHE TECNICHE SPECIFICHE / TECHNICAL FEATURES SPECIFICATIONS

	DIN 51130 (R)	DIN 51097 (A+B+C)	BCR REP. CEC 6/81		DM 14/6/89 N. 236		PENDULUM TEST BS (INGLESE)	PENDULUM TEST AS/NZS 4856:2004 (AUSTRALIANO)	PENDULUM TEST UNE ENV 12633:2003 (SPAGNOLO)	BOT 3000 (DCOF)
			G.A.	G.B.	C.A.	G.B.				
			AVERAGE VALUE							
AZMA RB	R11	B+C	>0.4	>0.4	>0.4	>0.4	>36	>45	3	>0,42
AZMA AS	R11	B+C	>0.4	>0.4	>0.4	>0.4	>36	>45	3	>0,42

20 PEZZI SPECIALI / SPECIAL PIECES

	 20 SQUARE BORDER* costa lucida SQUARE BORDER* polished edge 60X60-24"x24" △ 2	 20 SQUARE BORDER* costa lucida SQUARE BORDER* polished edge 90X90-36"x36" △ 1	 20 GRADONE* costa lucida TERRACE* polished edge 33X60-13"x24" △ 4
CG	AZMA SB60CG AS	AZMA SB90CG AS	AZMA GR336CG AS
G	AZMA SB60G AS	AZMA SB90G AS	AZMA GR336G AS
DG	AZMA SB60DG AS	AZMA SB90DG AS	AZMA GR336DG AS
	 20 ALZATA gocciolatoio RISE dripstone 20X60-8"x24" △ 4	 20 STEP righe costa lucida STEP stripes polished edge 30X60-12"x24" △ 4	 20 TOP gocciolatoio coste lucide TOP dripstone polished edges 30X60-12"x24" △ 4
CG	AZMA AZ60CG AS	AZMA S 60CG AS	AZMA TOP60CG AS
G	AZMA AZ60G AS	AZMA S 60G AS	AZMA TOP60G AS
DG	AZMA AZ60DG AS	AZMA S 60DG AS	AZMA TOP60DG AS
	 20 BORDO PISCINA* costa lucida POOL EDGE* polished edge 30X60-12"x24" △ 4	 20 GRIGLIA PISCINA* POOL GRILLE* 20X60-8"x24" △ 2	
CG	AZMA BP60CG AS	AZMA GP60CG AS	
G	AZMA BP60G AS	AZMA GP60G AS	
DG	AZMA BP60DG AS	AZMA GP60DG AS	

IMBALLI / PACKAGING

FORMATO NOMINALE NOMINAL SIZE	BORDO EDGE	SPESSORE THICKNESS	SCATOLA / BOX			PALLET		
			PZ/BOX PCS/BOX	MQ/BOX SM/BOX	KG/BOX KG/BOX	BOX/PALLET BOXES/PALLET	MQ/PALLET SM/PALLET	KG/PALLET KG/PALLET
90X90-36"x36"	RECTIFIED	20	1	0,81	36,92	30	24,30	1127,67
60X60-24"x24"	RECTIFIED	20	2	0,72	33,15	32	23,04	1080,80

* Angolari DX e SX disponibili a richiesta. / * RH and LH angle bracket available on request.










I pezzi speciali ed i fondi possono presentare leggere differenze di tonalità fra di loro. / Special pieces and backgrounds can have slightly different shades from one another.

Il bordo può mostrare una piccola diversità cromatica fra la superficie ed il corpo del pezzo ceramico. / There can be a slight colour difference on the edge between the surface and the main ceramic piece.

Caratteristiche Tecniche Gres Porcellanato

Technical Specifications Porcelain Stoneware

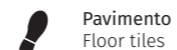
CONFORME / ACCORDING TO
UNI EN 14411 - G Bla

CARATTERISTICA Specification	METODO DI PROVA Test methods	REQUISITI PREVISTI DALLA NORMA Requirements in accordance to the standards	VALORE MEDIO Average value
 DIMENSIONI E ASPETTO DIMENSIONS AND APPEARANCE	ISO 10545-2	PROSPETTO G.1 PROSPECT G.1	CONFORME COMPLIANT
 ASSORBIMENTO D'ACQUA WATER ABSORPTION	ISO 10545-3	≤ 0,5%	< 0,1%
 RESISTENZA A FLESSIONE FLEXURAL RESISTANCE		min./МИН 35 N/mm ²	> 45 N/mm ²
SFORZO DI ROTTURA MODULUS OF RUPTURE	ISO 10545-4	SPESSORE / THICKNESS ≥ 7,5 mm: min. 1300N	6,5 mm 1800 N* SPESSORE* THICKNESS* 10 mm 3000 N* 20 mm 13000 N*
 RESISTENZA ALL'ABRAZIONE PROFONDA DEEP ABRASION RESISTANCE	ISO 10545-6	≤ 175 mm ³	< 140 mm ³
 COEFFICIENTE DILATAZIONE TERMICA LINEARE (α) LINEAR EXPANSION THERMIC COEFFICIENT	ISO 10545-8	METODO DISPONIBILE AVAILABLE ON REQUEST	≤ 7x10 ⁻⁶ °C ⁻¹
 RESISTENZA AGLI SBALZI TERMICI RESISTANCE TO SUDDEN TEMPERATURE CHANGES	ISO 10545-9	METODO DISPONIBILE AVAILABLE ON REQUEST	RESISTE RESISTANT
 RESISTENZA AL GELO FROST RESISTANCE	ISO 10545-12	RICHIESTA ALWAYS TESTED	RESISTE RESISTANT
 PRODOTTI CHIMICI AD USO DOMESTICO ED ADDITIVI PER PISCINA HOUSEHOLD CHEMICALS AND SWIMMING POOL WATER CLEANSERS		min. B МИН. B	min. B МИН. B
ACIDI ED ALCALI A BASSA CONCENTRAZIONE ACIDS AND LOW CONCENTRATION ALKALIS	ISO 10545-13	DA LA, LB A LC FROM LA, LB TO LC	DA LA, LB A LC FROM LA, LB TO LC
ACIDI ED ALCALI AD ALTA CONCENTRAZIONE ACIDS AND HIGH CONCENTRATION ALKALIS		METODO DISPONIBILE AVAILABLE ON REQUEST	METODO DISPONIBILE AVAILABLE ON REQUEST
 RESISTENZA ALLE MACCHIE UGL STAIN RESISTANCE UGL		METODO DISPONIBILE AVAILABLE ON REQUEST	METODO DISPONIBILE AVAILABLE ON REQUEST
RESISTENZA ALLE MACCHIE GL STAIN RESISTANCE GL	ISO 10545-14	min. 3 МИН. 3	min. 3 МИН. 3

* VALORI RIFERITI AL FORMATO 60X60 / VALUES REFERRED TO 60X60 SIZE

Symbologia Symbols

INDICAZIONI D'USO INDICATIONS FOR USE



Pavimento
Floor tiles



Rivestimento
Wall tiles

DESTINAZIONI D'USO SUGGESTED APPLICATIONS



Abitazioni
Domestic purpose



Commerciale leggero
Light commercial



Commerciale
Commercial



Esterni
Outdoor floor

SUPERFICI SURFACES

Finitura
Finish



Naturale
Natural

Aspetto superficiale
Surface look



Opaco
Matt

Bordo
Edge



RM
Rettificato monocalibro
Monocaliber, rectified

STONALIZZAZIONE SHADE VARIATION



SPESSORE THICKNESS



CARATTERISTICHE DI VENDITA SALES CHARACTERISTICS

△ Prodotto venduto al pezzo.
Product sold per item.

Tutti i nostri prodotti, sia al mq che al pezzo, sono venduti unicamente a scatola completa.
All our products are sold only in complete boxes, whether the unit of measure is per item or per square metre.



<http://evaluation.cstb.fr/fr/recherche/produits-evalues/prestations-qb32>



imolaceramica.com

Marketing CC Imola



A brand of
Cooperativa Ceramica d'Imola S.c.

Via V. Veneto, 13
40026 Imola (BO) Italia
Tel. +39 0542 601601
Fax +39 0542 31749

